


Five Easy Steps to Maintaining Your Modular Building

Whether the unit is used for temporary office space or to store valuable materials onsite, it's important to have a modular building maintenance plan to keep everything in top working order. Here are five important steps to take care of your modular building throughout the spring and summer months.

UNDERSTAND YOUR TERMS

Read your lease carefully and review the terms with us. Be sure to understand which maintenance tasks are your responsibility and which ones you'll need WillScot to handle. Upkeep should be smarter, not harder.

Check when completed



BE COOL

With the temperatures rising in the coming months, you need to keep the modular unit properly ventilated.

- 1) Be sure to change the air conditioning filter every 30 days.
- 2) Clean the evaporator coil.
- 3) Clear the condenser coil.
- 4) Fill HVAC refrigerant as needed.

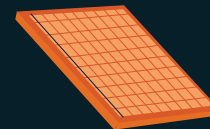
Check when completed



KEEP IT CLEAN

During the spring and summer seasons, the general cleanliness of the unit can be compromised by dirt, mud, pollen and debris from nearby plants and trees or from worksites. Regular mopping, sweeping and dusting inside and outside of the unit will help keep cleanup manageable.


Check when completed



1. CHANGE FILTER



2. CLEAN EVAPORATOR COIL



3. CLEAR CONDENSER COIL



4. FILL HVAC REFRIGERANT

**All other air conditioning maintenance should be performed by trained and qualified HVAC technicians only.*

DON'T GET WATERLOGGED

"April showers bring May flowers..." but those showers may also bring big problems with stagnant water around your site. Don't let Mother Nature win this battle.

Check when completed

Check for water leaks or any accumulating water in, on or under the modular unit. You are responsible for proper site drainage around the building.

Buildings with gutters should be kept free of debris. Damage, deterioration or contamination of the unit due to water infiltration or exposure is not considered wear and tear. Contact WillScot as soon as you suspect any issues.



STAY ON LEVEL GROUND

Understanding the ground underneath your unit is important. The soil can become soft during the spring and summer months, so monitor the ground level under and around your modular unit often. You are responsible for any re-leveling of the building and/or adjustments to steps and ramps that may be needed due to settlement of the ground surface.

Check when completed



WILLSCOT

For more modular building maintenance information, please refer to our Service Guide or call WillScot at any time to help you keep your modular unit in optimum shape.